


RISERPACK®

ULTIMATE KITS

QUALITY COMPONENTS FOR FIRE SPRINKLER SYSTEMS

Ultimate RiserPACK Kits

Ultimate Kits are floor control add-ons for AGF RiserPACK models 8000, 8011, and 8611 (commercial steel risers only). Ultimate Kits give you the option of adding a butterfly valve, check valve, or butterfly valve and check valve upgrade to your RiserPACK. When you order a RiserPACK and one of the three Ultimate Kits the kit will come fully assembled on your 2"–4" model (6" and 8" Ultimate Kits are packaged separately and require assembly). Ultimate Kits fit both schedule 10 and schedule 40 manifolds and make your riser installation easier and more compact. All Ultimate RiserPACK models are UL Listed and FM Approved.




Butterfly Valve Kit (BFV)

Kit Includes: Butterfly Valve and Grooved Coupling



Check Valve Kit (CVK)

Kit Includes: Check Valve and Grooved Coupling



Butterfly Valve and Check Valve Kit (BFVCVK)

Kit Includes: Butterfly Valve, Check Valve, and Two Grooved Couplings

Optional Drain Line Kit

Drain lines are matched to the TESTANDRAIN valve on the RiserPACK Manifold.

FDL-100

1" x 32" Male NPT x Male NPT. Fits 2" RiserPACK size. Includes 1 union.



FDL-125

1¼" x 36" Male NPT x Groove (GRV). Fits 2½" and 3" RiserPACK sizes. Includes 1 coupling.



FDL-200

2" x 48" Groove (GRV) x Groove (GRV). Fits 4", 6" and 8" RiserPACK sizes. Includes 2 couplings



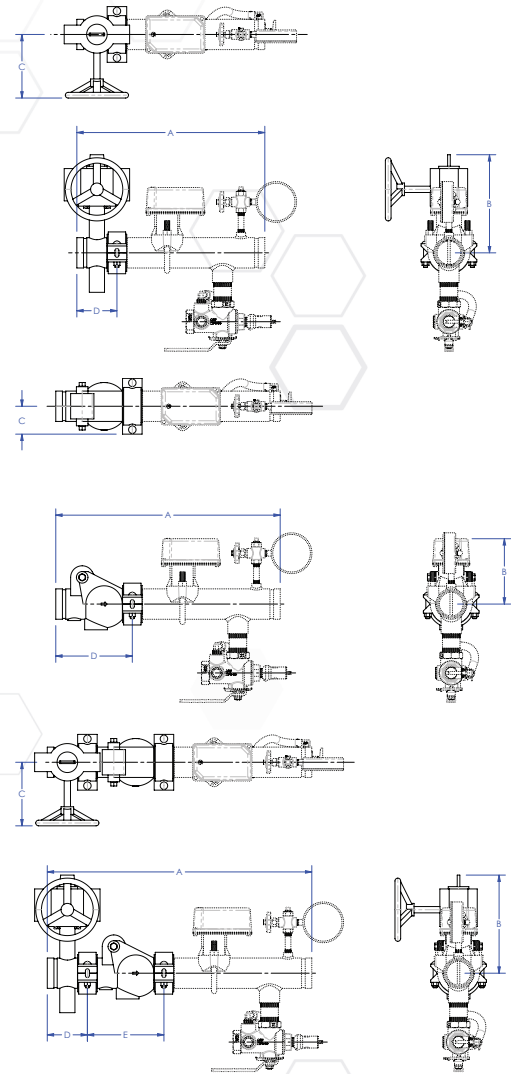
WWW.AGFMEFG.COM

Dimensions

	Size	A	B	C	D	E
8000/8011 BFV Kit	2"	17¼"	6¼"	4"	3¼"	-
	2½"	17¾"	9¼"	6"	3¾"	-
	3"	17¾"	9⅞"	6"	3¾"	-
	4"	18½"	10¾"	6"	4½"	-
	6"	19¼"	12"	6"	5¼"	-
	8"	19⅞"	14"	8¼"	5⅞"	-

	Size	A	B	C	D	E
8000/8011 CKV Kit	2"	20¾"	6"	2⅝"	6¾"	-
	2½"	21¼"	6¼"	2⅝"	7¼"	-
	3"	21¾"	6½"	3"	7¾"	-
	4"	22⅞"	7"	3⅝"	8⅞"	-
	6"	25½"	8⅞"	4⅞"	11½"	-
	8"	28"	9⅞"	6¼"	14"	-

	Size	A	B	C	D	E
8000/8011 BFVCKV Kit	2"	24"	6¼"	4"	3¼"	6¾"
	2½"	25"	9¼"	6"	3¾"	7¼"
	3"	25½"	9⅞"	6"	3¾"	7¾"
	4"	26⅞"	10¾"	6"	4½"	8⅞"
	6"	30¾"	12"	6"	5¼"	11½"
	8"	33⅞"	14"	8¼"	5⅞"	14"



Original Manufacturer's Part Reference Numbers

Butterfly Valve ASC Part Numbers					
2"	2½"	3"	4"	6"	8"
7005015008	3230000002	3230000004	3230000006	3230000010	3230000012

Check Valve ASC Part Numbers					
2"	2½"	3"	4"	6"	8"
4323000100	4323000102	4323000104	4323000106	4323000110	4323000112

NOTE: UL and FM standards for sprinkler system pressure relief valves require relief valves to operate within a range of their ratings. FM requires a relief valve to OPEN at a pressure no less than 85% of their rating and UL requires OPENING at a pressure no greater than 105% of their rating. Both standards require the relief valves to CLOSE within a percentage below OPEN. Choose the relief valve comparing static pressure to 90% of the relief valve's rating to determine the estimated minimum OPENING and 80% of the relief valve's rating for approximate maximum CLOSING. The relief valve should be installed where it is easily accessible for maintenance. Care should be taken that the relief valve CANNOT be isolated from the system when the system is operational. A relief valve should NEVER have a shutoff valve or a plug downstream of its outlet.

USA Patent and Other Patents Pending

Installation Orientation

Horizontal
Vertical

Rating

300 PSI

Compliance

NFPA 13
NYC-BSA No. 720-87-SM

Approvals

UL/ULC (EX27218, EX4019,
EX4533 & EX6266)
FM



AGF Manufacturing Inc.
100 Quaker Lane, Malvern, PA 19355

Phone: 610-240-4900
techsupport@agfmfg.com

www.agfmfg.com

Job Name: _____

Architect: _____

Engineer: _____

Contractor: _____