



AGF Manufacturing

RISERPACK®

FLOOR CONTROLS

SINCE 1986




RISERPACK®

Commercial Riser Assemblies with Pressure Relief

Commercial riser assemblies feature a cast bronze manifold (1¼"-2") or steel manifold (2"-6"), 4" Model 7500 pressure gauge, 3-way universal gauge valve, TEST_{AN}DRAIN valve, waterflow alarm switch with retard, and a Model 7000L pressure relief valve (175 PSI) with drain trim; other PSI ratings are available (200, 225, or 300). The Model 7000L can be temporarily closed during hydrostatic testing so it doesn't have to be removed from the system.

Model 8011 (Bronze)

- TEST_{AN}DRAIN Model 2511
- Includes Pressure Relief Valve with Drain Trim
- Horizontal or Vertical Installation



Thd x Thd



Thd x Grv




Grv x Grv

Commercial 8011 (Bronze) Part Numbers								
Orifice Size		1¼"	1½"			2"		
K-Factor	Fractional	Thread	Thread	Thd x Grv	Groove	Thread	Thd x Grv	Groove
2.8	3/8"	8410A	8420A	8425A	8430A	8440A	8445A	8450A
4.2	7/16"	8411A	8421A	8426A	8431A	8441A	8446A	8451A
5.6	1/2"	8412A	8422A	8427A	8432A	8442A	8447A	8452A
8.0	17/32"	8413A	8423A	8428A	8433A	8443A	8448A	8453A
11.2 (ELO)	5/8"	8414A	8424A	8429A	8434A	8444A	8449A	8454A

Model 8011 (Steel)

- Schedule 10
- Rolled Grooves
- 2"-3" use TEST_{AN}DRAIN Model 2511 (Thd x Thd)
- 4"-6" use TEST_{AN}DRAIN Model 2511 (Grv x Grv)
- Includes Pressure Relief Valve with Drain Trim
- Horizontal or Vertical Installation
- Available with Schedule 40 and Cut Groove



Commercial 8011 (Steel) Part Numbers							
Orifice Size		2"	2½"	3"	4"	6"	8"
K-Factor	Fractional						
2.8	3/8"	8455A	8460A	8470A	8480A	8490A	8498A-28
4.2	7/16"	8456A	8461A	8471A	8481A	8491A	8498A-42
5.6	1/2"	8457A	8462A	8472A	8482A	8492A	8498A-56
8.0	17/32"	8458A	8463A	8473A	8483A	8493A	8498A-80
11.2 (ELO)	5/8"	8459A	8464A	8474A	8484A	8494A	8498A-112
14.0 (ESFR)	3/4"	N/A	8465A	8475A	8485A	8495A	8498A-140
25.2	-	N/A	N/A	N/A	8486A	8496A	8498A-252

NOTE: UL and FM standards for sprinkler system pressure relief valves require relief valves to operate within a range of their ratings. FM requires a relief valve to OPEN at a pressure no less than 85% of their rating and UL requires OPENING at a pressure no greater than 105% of their rating. Both standards require the relief valves to CLOSE within a percentage below OPEN. Choose the relief valve comparing static pressure to 90% of the relief valve's rating to determine the estimated minimum OPENING and 80% of the relief valve's rating for approximate maximum CLOSING. The relief valve should be installed where it is easily accessible for maintenance. Care should be taken that the relief valve CANNOT be isolated from the system when the system is operational. A relief valve should NEVER have a shutoff valve or a plug downstream of its outlet.

RISERPACK®


Commercial Riser Assemblies

Commercial riser assemblies feature a cast bronze manifold (1¼"-2") or steel manifold (2"-6"), 4" Model 7500 pressure gauge, 3-way universal gauge valve, TEST_{AND}DRAIN valve, and a waterflow alarm switch with retard.

NOTE: NFPA 13 Standard (2010 or more recent) requires a pressure relief valve on all wet pipe fire sprinkler systems. AGF recommends our RiserPACK assemblies with pressure relief (Model 8011) to meet code requirements.

Model 8000 (Bronze)

- TEST_{AND}DRAIN Model 2500
- Horizontal or Vertical Installation



Commercial 8000 (Bronze) Part Numbers								
Orifice Size		1¼"	1½"			2"		
K-Factor	Fractional	Thread	Thread	Thd x Grv	Groove	Thread	Thd x Grv	Groove
2.8	3/8"	8310A	8320A	8325A	8330A	8340A	8345A	8350A
4.2	7/16"	8311A	8321A	8326A	8331A	8341A	8346A	8351A
5.6	1/2"	8312A	8322A	8327A	8332A	8342A	8347A	8352A
8.0	17/32"	8313A	8323A	8328A	8333A	8343A	8348A	8353A
11.2 (ELO)	5/8"	8314A	8324A	8329A	8334A	8344A	8349A	8354A

Model 8000 (Steel)

- Schedule 10
- Rolled Grooves
- 2"-3" use TEST_{AND}DRAIN Model 2500 (Thd x Thd)
- 4"-6" use TEST_{AND}DRAIN Model 2500 (Grv x Grv)
- Horizontal or Vertical Installation
- Available with Schedule 40 and Cut Groove

Commercial 8000 (Steel) Part Numbers							
Orifice Size		2"	2½"	3"	4"	6"	8"
K-Factor	Fractional						
2.8	3/8"	8355A	8360A	8370A	8380A	8390A	8398A-28
4.2	7/16"	8356A	8361A	8371A	8381A	8391A	8398A-42
5.6	1/2"	8357A	8362A	8372A	8382A	8392A	8398A-56
8.0	17/32"	8358A	8363A	8373A	8383A	8393A	8398A-80
11.2 (ELO)	5/8"	8359A	8364A	8374A	8384A	8394A	8398A-112
14.0 (ESFR)	3/4"	N/A	8365A	8375A	8385A	8395A	8398A-140
25.2	-	N/A	N/A	N/A	8386A	8396A	8398A-252




RISERPACK®

Commercial Riser with Hose Connection and Pressure Relief

Commercial riser assemblies (Model 8511) feature a steel manifold, 4" Model 7500 pressure gauge, 3-way universal gauge valve, TEST_{AND}DRAIN valve, hose connection valve, waterflow alarm switch with retard, and a Model 7000L pressure relief valve (175 PSI) with drain trim; other PSI ratings are available (200, 225, or 300). The Model 7000L can be temporarily closed during hydrostatic testing so it doesn't have to be removed from the system.

Model 8511

- Schedule 40
- Cut Grooves
- Horizontal Installation
- TEST_{AND}DRAIN Model 2511 (Grv x Grv)
- Includes Pressure Relief Valve with Drain Trim



Commercial 8511 (Steel) Part Numbers				
Orifice Size		2"	2½"	3"
K-Factor	Fractional			
2.8	3/8"	8540	8560	8570
4.2	7/16"	8541	8561	8571
5.6	1/2"	8542	8562	8572
8.0	17/32"	8543	8563	8573
11.2 (ELO)	5/8"	8544	8564	8574
14.0 (ESFR)	3/4"	N/A	8465	8575
25.2	-	N/A	N/A	N/A

RISERPACK®

Ultimate Kits

Ultimate Kits are floor control add-ons for RISERPACK Model 8000, 8011, and 8611 (commercial steel risers only). Ultimate Kits give you the option of adding a butterfly valve, check valve, or butterfly valve and check valve upgrade to your RISERPACK (Ultimate Kits fit both schedule 10 and schedule 40 manifolds). They make floor control installations easier, faster, and more compact. All Ultimate RISERPACK models are UL listed and FM approved.

BFV Kit

Kit Includes: Butterfly Valve and Grooved Coupling



BFV Kit
Part No.
BFV-20
BFV-25
BFV-30
BFV-40
BFV-60
BFV-80

CKV Kit

Kit Includes: Check Valve and Grooved Coupling



CKV Kit
Part No.
CKV-20
CKV-25
CKV-30
CKV-40
CKV-60
CKV-80

BFVCKV Kit

Kit Includes: Butterfly Valve, Check Valve, and 2 Grooved Couplings



BFVCKV Kit
Part No.
BFVCKV-20
BFVCKV-25
BFVCKV-30
BFVCKV-40
BFVCKV-60
BFVCKV-80

RISERPACK®

Commercial Corner Mount Risers with Pressure Relief

Commercial corner mount riser assemblies feature a steel manifold, 4" Model 7500 pressure gauge, 3-way universal gauge valve, TEST_{AND}DRAIN valve, waterflow alarm switch with retard, and a Model 7000L pressure relief valve (175 PSI) with drain trim; other PSI ratings are available (200, 225, or 300). The Model 7000L can be temporarily closed during hydrostatic testing so it doesn't have to be removed from the system.

Model 8611 Drain on Right

- Schedule 10
- Rolled Grooves
- TEST_{AND}DRAIN Model 1011
- Includes Pressure Relief Valve with Drain
- Horizontal or Vertical Installation



Model 8611 Drain on Left

- Schedule 10
- Rolled Grooves
- TEST_{AND}DRAIN Model 2511 (Grv x Grv)
- Includes Pressure Relief Valve with Drain
- Horizontal or Vertical Installation



Commercial 8611 Part Numbers

Orifice Size		2"		2½"		3"		4"		6"	
K-Factor	Fractional	Right	Left	Right	Left	Right	Left	Right	Left	Right	Left
2.8	3/8"	8655A	8655LDG	8660A	8660LDG	8670A	8670LDG	8680A	8680LDG	8690A	8690LDG
4.2	7/16"	8656A	8656LDG	8661A	8661LDG	8671A	8671LDG	8681A	8681LDG	8691A	8691LDG
5.6	1/2"	8657A	8657LDG	8662A	8662LDG	8672A	8672LDG	8682A	8682LDG	8692A	8692LDG
8.0	17/32"	8658A	8658LDG	8663A	8663LDG	8673A	8673LDG	8683A	8683LDG	8693A	8693LDG
11.2 (ELO)	5/8"	8659A	8659LDG	8664A	8664LDG	8674A	8674LDG	8684A	8684LDG	8694A	8694LDG
14.0 (ESFR)	3/4"	N/A	N/A	8665A	8665LDG	8675A	8675LDG	8685A	8685LDG	8695A	8695LDG
25.2	-	N/A	N/A	N/A	N/A	N/A	N/A	8686A	8686LDG	8696A	8696LDG

RISERPACK®

Drain Line Kits

Drain lines are matched to the TEST_{AND}DRAIN valve on the RISERPACK manifold.

FDL-100

Kit Includes: 1" x 32" Male NPT x Male NPT Drain Line and 1 Union.
Fits 2" RISERPACK Sizes.



FDL-100 Kit
Part No.
FDL-100

FDL-125

Kit Includes: 1¼" x 36" Male NPT x Groove Drain Line and 1 Coupling.
Fits 2½" & 3" RISERPACK Sizes.



FDL-125 Kit
Part No.
FDL-125

FDL-200

Kit Includes: 2" x 48" Groove x Groove Drain Line and 2 Couplings.
Fits 4", 6", & 8" RISERPACK Sizes.



FDL-200 Kit
Part No.
FDL-200

RISERPACK®


Riser Assemblies for Low-Rise Residential Occupancies 13R

Low-rise residential riser assemblies feature a cast bronze manifold, 4" Model 7500 pressure gauge, INSPECTORSTEST valve, and a waterflow alarm switch with retard. Assemblies ordered with a pressure relief include a Model 7000L relief valve (175 PSI) with drain trim; other PSI ratings are available (200, 225, or 300). The Model 7000L can be temporarily closed during hydrostatic testing so it doesn't have to be removed from the system.

NOTE: NFPA 13 Standard (2010 or more recent) requires a pressure relief valve on all wet pipe fire sprinkler systems; some NFPA 13R systems also require pressure relief valves, consult your local AHJ for specific code requirements.

Model 8000 13R


- INSPECTORSTEST Model 3011BV
- Horizontal or Vertical Installation



Residential 8000 13R Part Numbers								
Orifice Size		1¼"	1½"			2"		
K-Factor	Fractional	Thread	Thread	Thd x Grv	Groove	Thread	Thd x Grv	Groove
2.8	3/8"	8110R	8120R	8125R	8130R	8140R	8145R	8150R
4.2	7/16"	8111R	8121R	8126R	8131R	8141R	8146R	8151R
5.6	1/2"	8112R	8122R	8127R	8132R	8142R	8147R	8152R

Model 8011 13R

- Includes Pressure Relief Valve with Drain Trim
- INSPECTORSTEST Model 3011A
- Horizontal or Vertical Installation



Residential 8011 13R Part Numbers								
Orifice Size		1¼"	1½"			2"		
K-Factor	Fractional	Thread	Thread	Thd x Grv	Groove	Thread	Thd x Grv	Groove
2.8	3/8"	8210R	8220R	8225R	8230R	8240R	8245R	8250R
4.2	7/16"	8211R	8221R	8226R	8231R	8241R	8246R	8251R
5.6	1/2"	8212R	8222R	8227R	8232R	8242R	8247R	8252R

RISERPACK®


Riser Assemblies for Single Family Dwellings 13D

Single family dwelling riser assemblies feature a cast bronze manifold, 4" Model 7500 pressure gauge, INSPECTORSTEST valve, and a waterflow alarm switch with retard. Assemblies ordered with pressure relief include a Model 7000L pressure relief valve (175 PSI) with drain trim; other PSI ratings are available (200, 225, or 300). The Model 7000L can be temporarily closed during hydrostatic testing so it doesn't have to be removed from the system.


NOTE: NFPA 13 Standard (2010 or more recent) requires a pressure relief valve on all wet pipe fire sprinkler systems; some NFPA 13D system also require pressure relief valves, consult your local AHJ for specific code requirements.

Model 8000 13D


- INSPECTORSTEST Model 3011BV
- Horizontal or Vertical Installation



Thd x Thd



Thd x Grv



Grv x Grv

Residential 8000 13D Part Numbers


Orifice Size		1"	1¼"	1½"			2"		
K-Factor	Fractional	Thread	Thread	Thread	Thd x Grv	Groove	Thread	Thd x Grv	Groove
2.8	3/8"	8100D*	8110D	8120D	8125D	8130D	8140D	8145D	8150D
		8100F**	8110F**						
4.2	7/16"	8101D*	8111D	8121D	8126D	8131D	8141D	8146D	8151D
5.6	1/2"	8102D*	8112D	8122D	8127D	8132D	8142D	8147D	8152D

*1" Riser assemblies feature a cast bronze manifold, 4" Model 7500 pressure gauge, ¾" Drain Valve with Orifice, and a waterflow alarm switch with retard.


**F-Series riser assemblies feature a cast bronze manifold, 4" Model 7500 pressure gauge, inline check valve, ¾" drain valve, mounting bracket, and a waterflow alarm switch with retard. They are designed to fit in 16" stud bays.

Model 8011 13D


- Includes Pressure Relief Valve with Drain Trim
- INSPECTORSTEST Model 3011A
- Horizontal or Vertical Installation



Thd x Thd



Thd x Grv



Grv x Grv

Residential 8011 13D Part Numbers

Orifice Size		1"	1¼"	1½"			2"		
K-Factor	Fractional	Thread	Thread	Thread	Thd x Grv	Groove	Thread	Thd x Grv	Groove
2.8	3/8"	8200D*	8210D	8220D	8225D	8230D	8240D	8245D	8250D
		8200F**	8210F**						
4.2	7/16"	8201D*	8211D	8221D	8226D	8231D	8241D	8246D	8251D
5.6	1/2"	8202D*	8212D	8222D	8227D	8232D	8242D	8247D	8252D

*1" Riser assemblies feature a cast bronze manifold, 4" Model 7500 pressure gauge, ¾" Drain Valve with Orifice, and a waterflow alarm switch with retard.

**F-Series riser assemblies feature a cast bronze manifold, 4" Model 7500 pressure gauge, inline check valve, ¾" drain valve, mounting bracket, and a waterflow alarm switch with retard. They are designed to fit in 16" stud bays.



AGF Manufacturing
100 Quaker Lane • Malvern, PA 19355

Phone: 610-240-4900

Fax: 610-240-4906

www.agfmfg.com