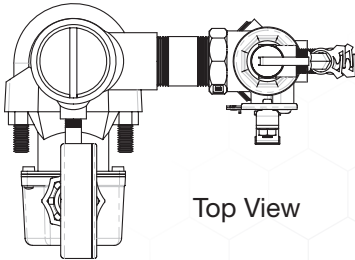


# RISERPACK®

## Model 8611

WWW.RISERPACK.COM



Top View

### Corner Mount RISERPACK

The AGF Commercial RISERPACK™ Model 8611 is a compact pre-packaged economical riser assembly designed for NFPA 13 wet fire sprinkler systems. Every model utilizes an appropriate sized UL Listed/FM Approved patented AGF Model 1011 TEST<sub>AND</sub>DRAIN® valve designed to comply with NFPA 13 requirements requiring a sight glass for verification during testing through a properly sized orifice. All RISERPACKS™ are assembled with UL Listed/FM Approved AGF Model 7500 Pressure Gauge (300 PSI), Model 7600 ¼" Universal Valve, and a Saddle Mount Water Flow Switch as required by NFPA 13. The Model 8611 includes UL Listed/FM Approved AGF Model 7000 Pressure Relief Valve (175 Rated); other ratings are available and may be substituted: 165, 185, 195, 205, 225, or 250.


- Corner Mount
- Horizontal or Vertical Installation
- 300 PSI rating

The Model 1000/1011 TEST<sub>AND</sub>DRAIN® valve offers a unique design benefit that allows system access through the valve for system integrity testing and/or installation of the optional relief valve trim kit (Model 8011) without draining the system.

NOTE: It is important to note that the pressure rating of the relief valve indicates an operating range of pressure for both opening and closing of the valve. Standard relief valves are required to OPEN in a range of pressure between 90% and 105% of their rating. The valves are required to CLOSE at a pressure above 80% of that rating. The relief valve should be installed where it is easily accessible for maintenance. Care should be taken that the relief valve CANNOT be isolated from the system when the system is operational. A relief valve should NEVER have a shutoff valve or a plug downstream of its outlet.

Sizes:

|    |     |    |    |    |
|----|-----|----|----|----|
| 2" | 2½" | 3" | 4" | 6" |
|----|-----|----|----|----|

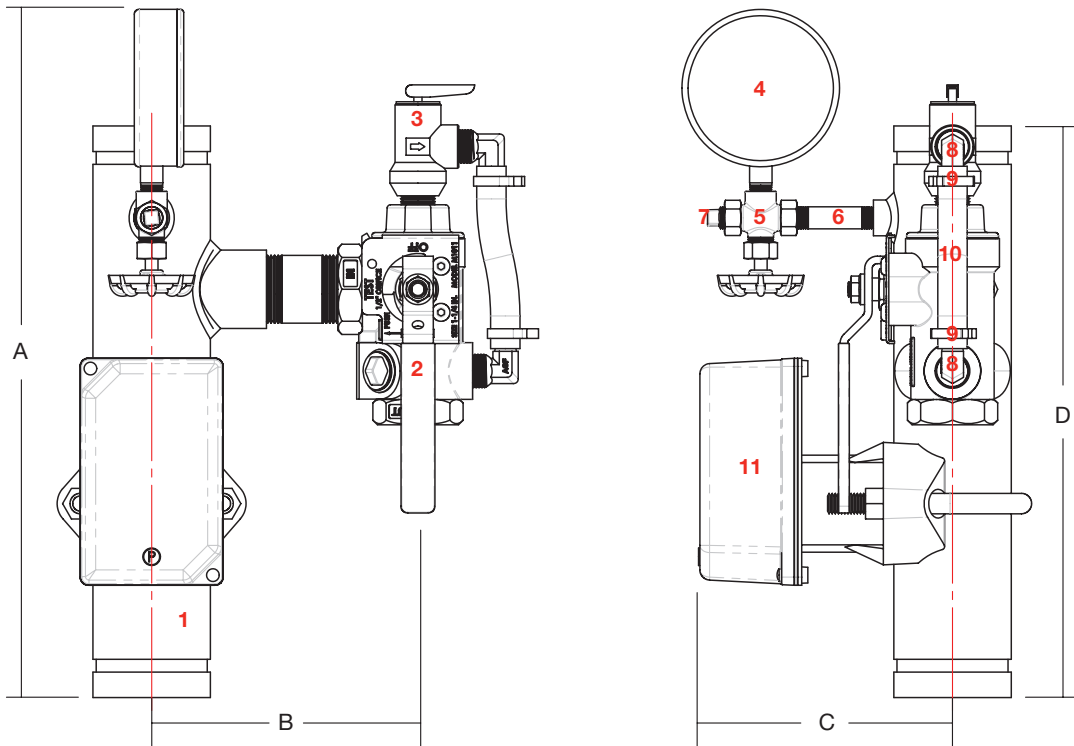


1. Steel Riser
2. Flow Switch
3. Universal Valve
4. Pressure Gauge
5. TEST<sub>AND</sub>DRAIN M1011A



**Reliability, Versatility, Code Compatibility**

## Model 8611 Dimensions



### Dimensions

| SIZE              | A                              | B                             | C                             | D               |
|-------------------|--------------------------------|-------------------------------|-------------------------------|-----------------|
| 2"                | 17 $\frac{1}{8}$ "<br>(435 mm) | 5 $\frac{1}{2}$ "<br>(140 mm) | 5 $\frac{3}{4}$ "<br>(146 mm) | 14"<br>(356 mm) |
| 2 $\frac{1}{2}$ " | 17 $\frac{1}{8}$ "<br>(435 mm) | 6 $\frac{1}{2}$ "<br>(165mm)  | 6"<br>(152 mm)                | 14"<br>(356 mm) |
| 3"                | 17 $\frac{1}{8}$ "<br>(435 mm) | 6 $\frac{7}{8}$ "<br>(175 mm) | 6 $\frac{3}{8}$ "<br>(149 mm) | 14"<br>(356 mm) |
| 4"                | 17 $\frac{1}{8}$ "<br>(435 mm) | 7 $\frac{1}{8}$ "<br>(181 mm) | 6 $\frac{7}{8}$ "<br>(175 mm) | 14"<br>(356 mm) |
| 6"                | 17 $\frac{1}{8}$ "<br>(435 mm) | 8 $\frac{1}{4}$ "<br>(210 mm) | 7 $\frac{7}{8}$ "<br>(200 mm) | 14"<br>(356 mm) |

Dimensions have been rounded to the nearest 1/8".

Confirm that enough space is left between the RiserPACK™ and any obstructions to move handle of M1011 TEST<sub>AND</sub>DRAIN® valve into the "TEST" position and into the "DRAIN" position.

### Components

| Item No. | Part                                  | Qty. |
|----------|---------------------------------------|------|
| 1        | RiserPACK - Sch. 40 Powdercoated      | 1    |
| 2        | M1011 TEST <sub>AND</sub> DRAIN Valve | 1    |
| 3        | M7000 Pressure Relief Valve           | 1    |
| 4        | M7500 Pressure Gauge                  | 1    |
| 5        | M7600 1/4" Universal Valve            | 1    |
| 6        | Steel Nipple                          | 1    |
| 7        | 1/4" Plug                             | 1    |
| 8        | 1/2" Brass NPT x Barb 90° Elbow       | 2    |
| 9        | Clamps                                | 2    |
| 10       | Nylobraid Drain Tubing                | 1    |
| 11       | Saddle Mount Water Flow Switch        | 1    |



**Patent Pending**



**AGF Manufacturing Inc.**  
 100 Quaker Lane, Malvern, PA 19355  
 Phone: 610-240-4900  
 Fax: 610-240-4906  
[www.agfmanufacturing.com](http://www.agfmanufacturing.com)

Job Name: \_\_\_\_\_

Architect: \_\_\_\_\_

Engineer: \_\_\_\_\_

Contractor: \_\_\_\_\_