

# INSPECTORSTEST™


## Model 3011

QUALITY COMPONENTS FOR FIRE SPRINKLER SYSTEMS

**3011**  
Shown with  
Relief Valve  
A-Kit



**3011**  
Ball Valve



**3011**  
Shown with  
Sight Glass



### Inspector's Test Valves

The AGF INSPECTORSTEST Model 3011 family of valves are 1" ball valves designed to perform the remote inspector's test function on single story systems and other applications, with the benefit of locating the orifice indoors.

The Model 3011A features a 175 PSI rated pressure relief valve (other ratings available) with drain trim. They are compliant with industry standards which require provisions for properly draining a system, and the inclusion of a pressure relief valve on all wet systems (NFPA 13). The Model 3011A and 3011SG feature an integrated sight glass, and every model offers an optional range of orifice sizes (2.8K—11.2K ELO).

### Features

- NFPA 13 Compliant
- 1" Ball Valve
- Compact, Single-Handle Design
- Orifice Options (2.8K—11.2K ELO)
- Tamper-Resistant Test Orifice
- 300 PSI Rated
- Allows the Orifice to be Located Indoors

### Models

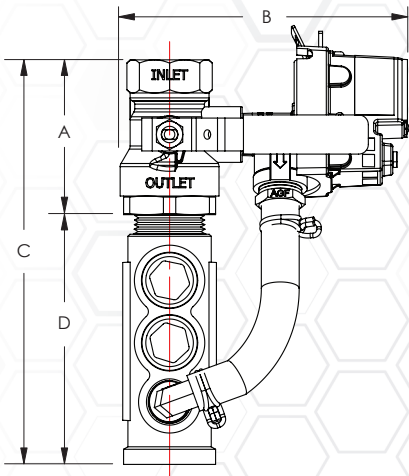
Model 3011 Part Numbers				
Orifice Size		3011 with A-Kit	3011	3011 with Sight Glass
K-Factor	Fractional			
2.8	3/8"	300A	300BV	300SG
4.2	7/16"	301A	301BV	301SG
5.6	1/2"	302A	302BV	302SG
8.0	17/32"	303A	303BV	303SG
11.2 (ELO)	5/8"	304A	304BV	304SG

Most Popular Models

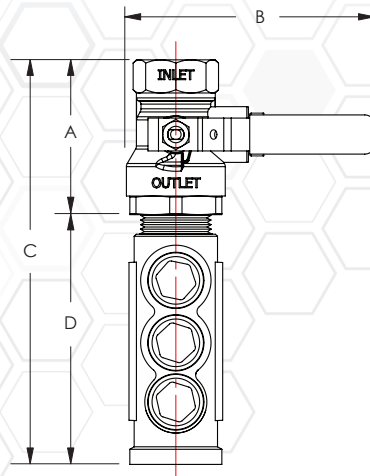


## Dimensions

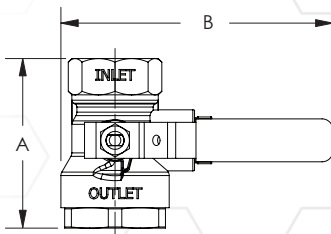
3011 with A-Kit



3011 with Sight Glass



Ball Valve



Model	A	B	C	D
3011 with A-Kit	3" (75 mm)	5½" (139 mm)	7¾" (195 mm)	4¾" (121 mm)
3011 Ball Valve	3" (75 mm)	4⅛" (118 mm)	-	-
3011 with Sight Glass	3" (75 mm)	4⅛" (118 mm)	7¾" (195 mm)	4¾" (121 mm)

Sizes have been rounded to the highest millimeter

**NOTE:** UL and FM standards for sprinkler system pressure relief valves require relief valves to operate within a range of their ratings. FM requires a relief valve to OPEN at a pressure no less than 85% of their rating and UL requires OPENING at a pressure no greater than 105% of their rating. Both standards require the relief valves to CLOSE within a percentage below OPEN. Choose the relief valve comparing static pressure to 90% of the relief valve's rating to determine the estimated minimum OPENING and 80% of the relief valve's rating for approximate maximum CLOSING. The relief valve should be installed where it is easily accessible for maintenance. Care should be taken that the relief valve CANNOT be isolated from the system when the system is operational. A relief valve should NEVER have a shutoff valve or a plug downstream of its outlet.

USA Patent #4971109 and Other Patents Pending

For use on wet and dry fire sprinkler systems.

### Valve Sizes

1"

### Orifice Options

2.8K, 4.2K, 5.6K, 8.0K, and 11.2K (ELO)

### Connections

Inlet..... NPT

Outlet..... NPT

### Installation Orientation

Vertical

### Electrical Requirements

None

### Materials

Handle ..... Steel

Stem ..... Rod Brass

Ball..... C.P. Brass

Body ..... Bronze

Valve Seat..... Virgin Teflon®

Relief Valve ..... Brass

Bypass Fitting..... Brass

Bypass Tube..... Nylobraid

Sight Glass ..... Plastic

### Rating

300 PSI

### Compliance

NFPA 13

NYC-BSA No. 720-87-SM

### Model 3011 Valve Approvals

UL/ULC (EX4019 & EX4533)

FM



**AGF Manufacturing Inc.**  
100 Quaker Lane, Malvern, PA 19355

Phone: 610-240-4900

Fax: 610-240-4906

[www.agfmfg.com](http://www.agfmfg.com)

Job Name: \_\_\_\_\_

Architect: \_\_\_\_\_

Engineer: \_\_\_\_\_

Contractor: \_\_\_\_\_